

# Overview

Talking Head



Presentation Slides with Voice-Over



Picture-in-Picture

**Why build social capital?**

- People with rich social capital are:
  - Better informed
  - More creative
  - More efficient
  - Better problem solvers
- With the right networks, people:
  - Save time because they know where to get the information they need
  - Foster cooperation and collaboration

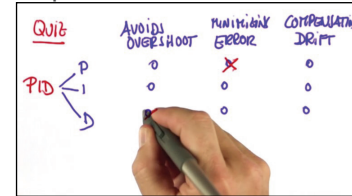
Text-Overlay




Khan-Style Tablet Capture



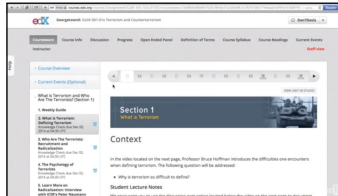
Udacity Style Tablet Capture



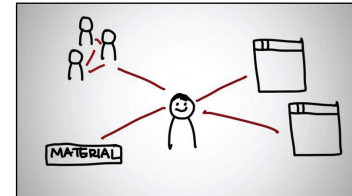
Actual Paper/Whiteboard



Screencast



Animation



Classroom Lecture



Seminar



Interview



Conversation



Live Video




Webcam Capture



Demonstration



On Location



Green Screen



## Talking Head



Source  
Knowledge Base,  
Alexander von  
Humboldt Institute for  
Internet and Society

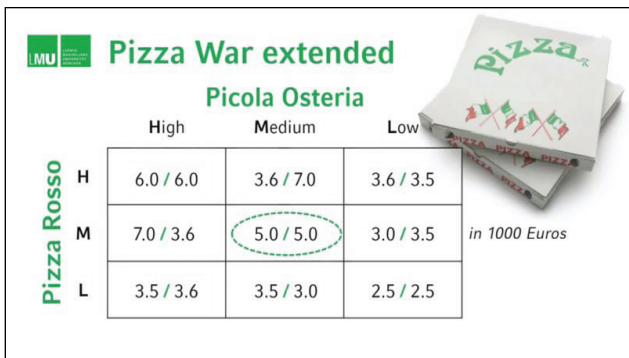
### Description

- Common style, typically shot in a studio
- Can be used to build a connection between the person on-camera and the viewer
- Multiple camera angles may be used for easier editing and to break monotony

### Questions to Ask

- What does a video like this add for the viewer that isn't gained by just listening to the audio track?
- Does the speaker's personality come across in this format?

## Presentation Slides with Voice-Over



		High	Medium	Low
Pizza Rosso	H	6.0 / 6.0	3.6 / 7.0	3.6 / 3.5
	M	7.0 / 3.6	5.0 / 5.0	3.0 / 3.5
	L	3.5 / 3.6	3.5 / 3.0	2.5 / 2.5

in 1000 Euros

Source  
Coursera course  
"Competitive Strategy"  
(Ludwig-Maximilians-  
Universität München)

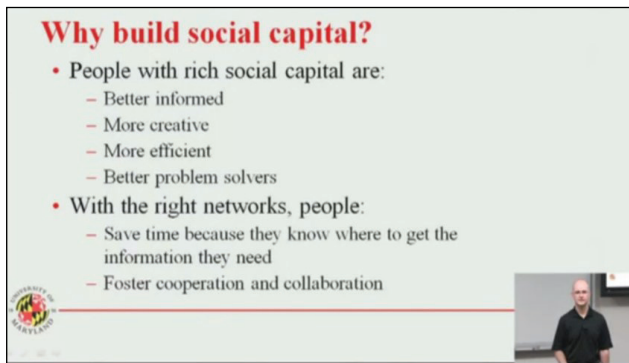
### Description

- Could be Powerpoint or any other presentation format, with voice-over and slides visible full screen
- Annotations on slide can be used to highlight information or draw the viewer's attention to a specific detail

### Questions to Ask

- Does the voice-over complement the content of the slides and vice-versa?
- Are the slides clear and visually engaging?
- Is the text big enough for mobile device viewing?

## Picture-in-Picture



Source  
Coursera course  
“Developing  
Innovative Ideas for  
New Companies:  
The First Step in  
Entrepreneurship”  
(University of  
Maryland, College  
Park)

### Description

- Ability to show slides and instructor at the same time

### Questions to Ask

- Is there a good reason why the slides and the instructor should be visible at the same time?
- How will the viewer know what to focus on, the instructor or the slide?
- Are the text and the small picture suitable for viewing on mobile devices?

## Text Overlay



Source  
Coursera course  
“Configuring the  
World: A Critical  
Political Economy  
Approach” (Universiteit  
Leiden)

### Description

- Text or graphics overlaid onto a video
- Can be used to summarize main points, highlight keywords and phrases, or visualize what is being discussed

### Questions to Ask

- Does text overlay complement, enhance, and emphasize what is being said, or is it distracting to the viewer?
- Does the text overlay require so much reading that it reduces the viewer’s ability to listen to the speaker talking?

## Khan-Style Tablet Capture



Source  
 Making a KSV <https://www.youtube.com/watch?v=Ohu-5sVux28>


### Description

- 'Chalk and talk' style made on a digital tablet
- Relatively cheap and easy to produce
- Presenter typically uses a conversational tone

### Questions to Ask

- Is the handwriting legible?
- Will students benefit from seeing step-by-step how an instructor assembles or creates complicated ideas?

## Udacity-Style Tablet Capture



Source  
 Udacity course  
 "Artificial Intelligence for Robotics"


### Description

- Digital whiteboard with visible writing hand and instructor voiceover
- Presenter's hand is captured using an overhead camera, but made semi-transparent in post-production so writing is not obscured

### Questions to Ask

- Is the handwriting legible?
- Will students benefit from seeing step-by-step how an instructor assembles or creates complicated ideas?
- What is added by showing the hand of the presenter?

## Actual Paper / Whiteboard



Source  
edX course "SOC108x  
Introduction to Global  
Sociology" (WellesleyX)

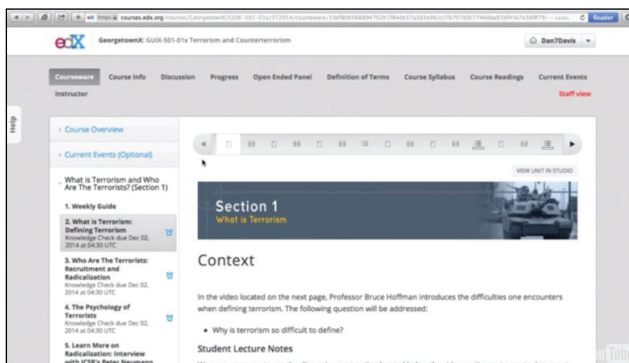
### Description

- Low-tech alternative to digital tablet capture
- Could be an upright whiteboard, or an overhead shot of a piece of paper on a desk

### Questions to Ask

- Can the viewer easily read what is being written?
- Is the content obscured as it is being written?
- What is added by recording physical writing, rather than digital? (consider also things like erasing a whiteboard or tearing off a used sheet of paper)

## ScreenCast



Source  
edX course "GUIX-  
501-01x Terrorism and  
Counterterrorism"  
(GeorgetownX)

### Description

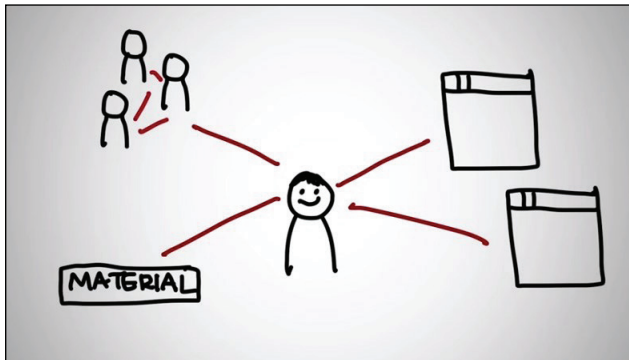
- Recording whatever is on the instructor's screen and adding a voiceover
- Very versatile, can be used for any type of on-screen content
- Commonly used for technical trainings, software trainings, and step-by-step video tutorials
- Relatively cheap to produce

### Questions to Ask

- Can the viewer easily follow along with the steps being shown?
- How does a viewer know where to direct her attention?



## Animation



Source  
What is a MOOC?  
<http://youtu.be/eW3gMGqcZQc>

### Description

- Useful for visualizing abstract concepts and relations
- Can range from very simple to highly sophisticated (e.g. RSA Animate-style)

### Questions to Ask

- Does the added value of the animation for student learning justify the resources needed to produce it?

## Classroom Lecture



Source  
Coursera course  
“Developing  
Innovative Ideas for  
New Companies:  
The First Step in  
Entrepreneurship”  
(University of  
Maryland, College  
Park)

### Description

- Filming a traditional lecture in a classroom

### Questions to Ask

- How will this type of offline lecture work in an online setting?
- Is there a risk that online learners may feel secondary to on-campus students?

## Recorded Seminar



Source  
Coursera course “How  
to Change the World”  
(Wesleyan University)

### Description

- Recording a seminar discussion, often with the professor and current or past students of the course
- Can be useful to give viewers the feeling that they are in class together with other learners

### Questions to Ask

- Is the discussion hard to follow or awkward because it is too unstructured or too scripted?
- Will the viewer feel part of the conversation or removed from it?

## Interview



Source  
Coursera course “How  
to Change the World”  
(Wesleyan University)

### Description

- Good way to involve outside experts from a particular field
- Gives viewers access to a leading expert’s opinions and ideas about a relevant topic

### Questions to Ask

- Are the questions asked relevant and engaging?
- Does the interview surface ideas and commentary that would be hard for students to find elsewhere?

## Conversation



Source  
Coursera course  
“Understanding  
Violence” (Emory  
University)

### Description

- Informal conversation about a particular topic, typically featuring the instructor(s) and perhaps a guest
- Typically unscripted, authentic conversations, which may help build a connection between the presenters and the viewer
- Can be used as a method for reflecting on discussions and happenings within the course

### Questions to Ask

- Does the topic of conversation stimulate and engage viewers?
- What is added by the unscripted/informal nature of this format?

## Live Video



Source  
Coursera course “The  
Changing Global  
Order” (Universiteit  
Leiden)

### Description

- Live virtual office hours can help instructors establish a presence in the course
- Hangouts-on-Air can also be useful to bring in external experts
- Gives students a chance to get their questions answered live

### Questions to Ask

- Do you have a stable and fast internet connection?
- Do you have a good microphone and acceptable audio quality?
- Is your live event scheduled at a time that works well for the multiple time zones represented by your student audience?



## Webcam Capture



Source  
iversity course “The European Union in Global Governance” (various universities)

### Description

- Relatively cheap to produce, webcams are easily accessible
- Similar to a talking head style video, but more informal and not shot in a studio

### Questions to Ask

- Does your webcam record in a resolution that produces an acceptable quality of video?
- Is the background distracting?
- Is your lighting and audio setup acceptable?

## Demonstration



Source  
Coursera course  
“Mechanics: Motion, Forces, Energy and Gravity, from Particles to Planets” (UNSW Australia)

### Description

- Allows viewers to see a concept or process in action, rather than just seeing someone talking about it
- Can give viewers special access to artifacts/art/tools, etc.
- Very useful for showing experiments that viewers would not otherwise be able to see or do on their own

### Questions to Ask

- Can the viewer adequately see all steps and results of the demonstration?
- Is filming a demonstration better than talking about it?

## On-Location



Source  
iversity course  
“Contemporary  
Architecture” (Open  
Online Academy)

### Description

- A great way to take viewers to places that they might otherwise not be able to go or allow them to see things from a new perspective
- An uncontrolled environment makes this format more risky to film

### Questions to Ask

- What is added for the viewer by being in a particular place?
- Can I avoid excessive background noise and achieve clear audio?
- Do I have a back-up plan in case of inclement weather or other unforeseen circumstances?

## Green Screen



Source  
'English On The Go'  
Ep.2 - Weather | Wall  
Street English [https://  
www.youtube.com/  
watch?v=E7yyzBeG9Ck](https://www.youtube.com/watch?v=E7yyzBeG9Ck)

### Description

- A green screen can be used to substitute different backgrounds
- Requires proper equipment, lighting, and post production

### Questions to Ask

- Is the presenter able to convey the required actions in the studio?
- Does the green screen provide enough added value to justify its use?
- Will your viewers be distracted by the background or will it contribute to the learning experience?